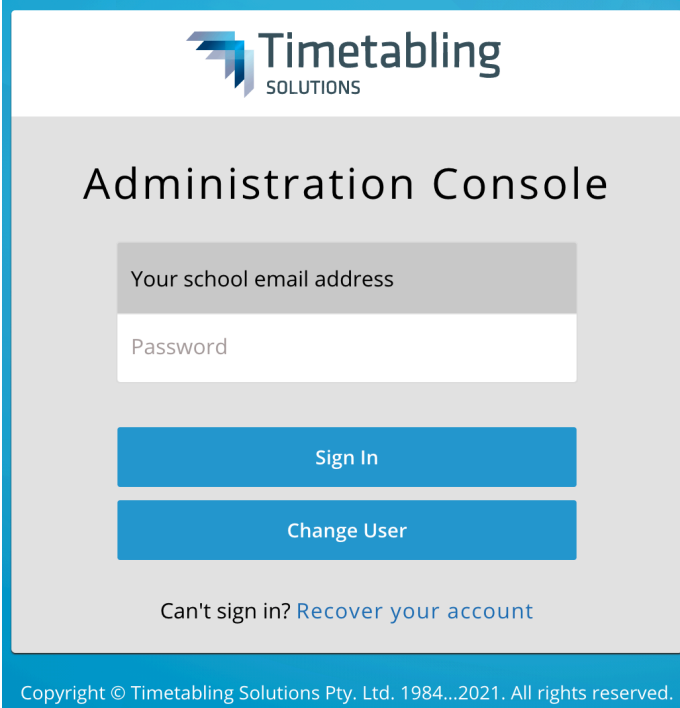


Timetabling Solutions

Integration Guide

Integration via Timetabling Solutions


1. Log in to <https://timetabling.education:>



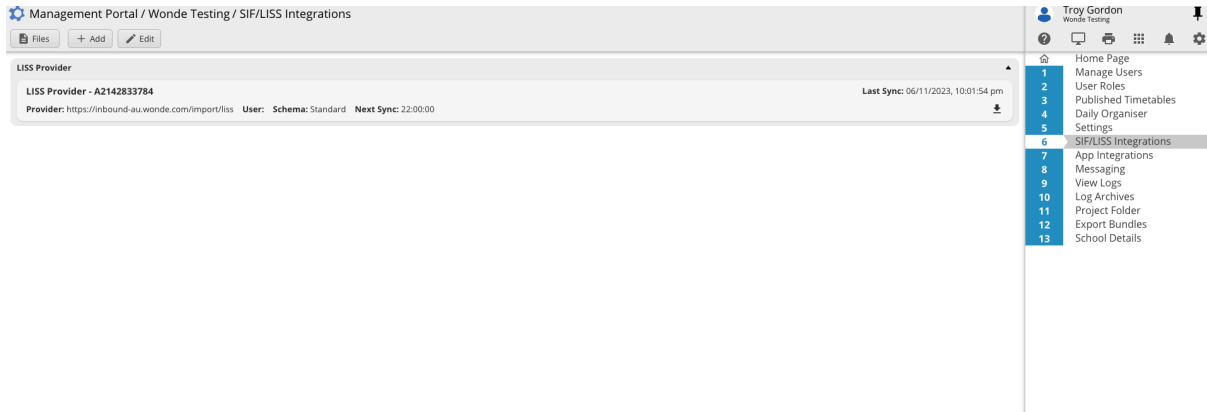
The screenshot shows the login interface for the Timetabling Solutions Administration Console. At the top, the logo for Timetabling SOLUTIONS is displayed. Below the logo, the title "Administration Console" is centered. The login form consists of two input fields: "Your school email address" and "Password". Below these fields are two blue buttons: "Sign In" and "Change User". At the bottom of the form, there is a link that says "Can't sign in? Recover your account". The footer of the page contains the copyright notice: "Copyright © Timetabling Solutions Pty. Ltd. 1984...2021. All rights reserved."

2. Then select "**Administration Console**".

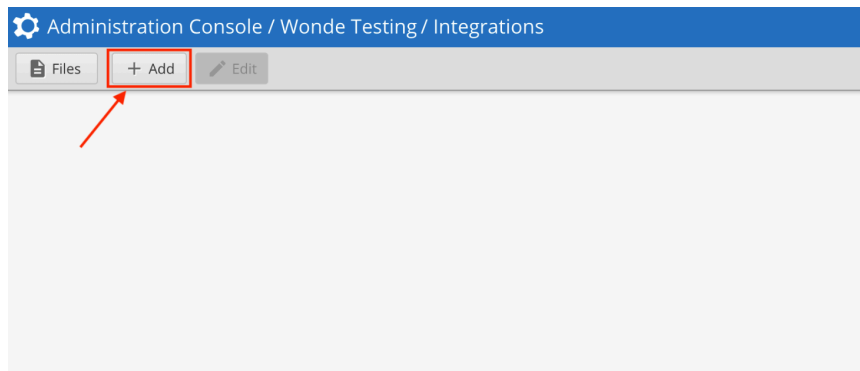
If you do not have access to this app, please see your administrator at your school.



3. Once you have been logged in you will need to select “**6 – SIF/LISS Integrations**” from the right sidebar menu (see screenshot below).



4. From 'Integrations' select the “**+ Add**” button.



5. Fill out the following fields as per screenshot below. (Please email support@wonde.com if you are missing any of the below details).

- **Liss Provider.**
- Liss Provider URL: <https://mis-inbound-anz.wonde.com/liss>
- UserAgent: **WONDE**
- School: **Wonde will supply you with a school code via email**
- UserName: **Wonde will supply you with a username via email**
- Password: **Wonde will supply you with a password via email**
- LISS Schema: **LISS Standard**
- Past Days: **7**
- Future Days: **7**
- **Sync at specific time:**
 - We recommend setting it after school hours (this will automatically create a scheduled sync to Wonde at this time everyday)*
- Under 'Select the integration calls you want to perform with the LISS partner' Please tick the below:
 - Publish BellTimes, Publish Rooms, Publish Students, Publish Teachers, Publish Classes, Publish Timetable, Publish ClassMemberships, Publish DailyData.***

LISS Provider URL *

UserAgent School

WONDE TO SUPPLY VIA EMAIL WONDE TO SUPPLY VIA EMAIL

UserName Password

WONDE TO SUPPLY VIA EMAIL

LISS Schema Past Days Future Days

LISS Standard 7 7

Manual Sync Only

Sync at specific time

22 : 00

Select the integration calls you want to perform with this LISS partner.

Name	
<input type="checkbox"/>	Get Students
<input type="checkbox"/>	Get Teachers
<input type="checkbox"/>	Get Rooms
<input type="checkbox"/>	Get BellTimes
<input checked="" type="checkbox"/>	Publish BellTimes
<input checked="" type="checkbox"/>	Publish Rooms
<input checked="" type="checkbox"/>	Publish Students
<input checked="" type="checkbox"/>	Publish Teachers
<input checked="" type="checkbox"/>	Publish Classes
<input checked="" type="checkbox"/>	Publish Timetable
<input checked="" type="checkbox"/>	Publish ClassMemberships
<input checked="" type="checkbox"/>	Publish DailyData
<input type="checkbox"/>	Publish Calendar
<input type="checkbox"/>	Publish DailyDeltas

Required Fields *

Download Integration Files Remove Integration Files

Last synced on 03/05/2021, 4:41:26 pm

Validate Synchronise View Log **Save** Close

Once you have filled these details in please select **"Save"**.

6. Once the details have been saved you will need to select which Daily Organiser and linked Published Timetables should be sent via the LISS connection, if you already have a published Daily Organiser file then this will happen automatically.

Please note: If you don't have a published Daily Organiser file or you're not sure then you can contact Timetabling Solutions support for assistance in getting this setup.

[Timetabling Solutions Support](#)

Phone: +61 3 5228 3700

7. Once the details have been saved you will then need to select "Synchronise" as per below.

Select the integration calls you want to perform with this LISS partner.

<input type="checkbox"/>	Get Students
<input type="checkbox"/>	Get Teachers
<input type="checkbox"/>	Get Rooms
<input type="checkbox"/>	Get BellTimes
<input checked="" type="checkbox"/>	Publish BellTimes
<input checked="" type="checkbox"/>	Publish Rooms
<input checked="" type="checkbox"/>	Publish Students
<input checked="" type="checkbox"/>	Publish Teachers
<input checked="" type="checkbox"/>	Publish Classes
<input checked="" type="checkbox"/>	Publish Timetable
<input checked="" type="checkbox"/>	Publish ClassMemberships
<input type="checkbox"/>	Publish DailyData
<input type="checkbox"/>	Publish Calendar
<input type="checkbox"/>	Publish DailyDeltas

Required Fields *

Not yet synced

If successful you should receive the below notification:

Sync Requested

A sync of data for this integration has been requested

Liss Provider URL*
https://inbound-au.w

UserAgent
WONDE TO SUPPLY VIA EMAIL

WONDE TO SUPPLY VIA EMAIL

Verification

A Wonde engineer will be required to test that your school's installation was successful so please let us know when this has been completed by filling out this [Google form](#)

If you are unable to access the Google form then please email into support@wonde.com with your name, school name and postcode to let us know.

If you have any questions, contact our support team by calling 1800 064 506 (Australia), 04 488 1558 (New Zealand), or email ausintegrations@wonde.com.