



wonde

SCHOOLBASE INTEGRATION GUIDE

August 2021

© Wonde Ltd

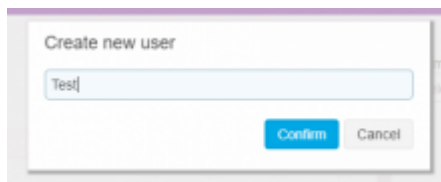


A third party application used by your school uses Wonde to access school data from a number of MIS providers such as Schoolbase. As your school is yet to have the integration setup for Wonde, the following steps need to be completed.


INTEGRATING WONDE WITH SCHOOLBASE:

Wonde connects with your Schoolbase MIS to ensure the data in your third party application/s always stays up to date.

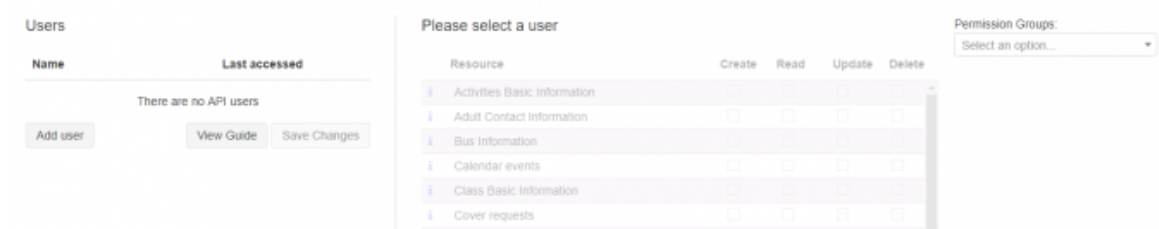
1. Log into SchoolBase as an administrator.
2. Click the menu icon at the top left (three horizontal lines).
3. Select Data manager.
4. Select API manager.
5. Select Add user and please enter in 'Wonde'.



5. Copy the API access token



6. Please now either email support@wonde.com or call 01638 779 144 to arrange for a remote session so that a member of the Wonde team can set up the permissions required for your specific software package's integration. Alternatively, please see the end of this document for all permissions to add used by Wonde to cover all applications. When emailing please provide the details you obtained in step 5 or if you are calling Wonde then please have these details ready.



Resource	Create	Read	Update	Delete
Activities Basic Information	<input type="checkbox"/>	<input type="checkbox"/>	<input type="checkbox"/>	<input type="checkbox"/>
Adult Contact Information	<input type="checkbox"/>	<input type="checkbox"/>	<input type="checkbox"/>	<input type="checkbox"/>
Bus Information	<input type="checkbox"/>	<input type="checkbox"/>	<input type="checkbox"/>	<input type="checkbox"/>
Calendar events	<input type="checkbox"/>	<input type="checkbox"/>	<input type="checkbox"/>	<input type="checkbox"/>
Class Basic Information	<input type="checkbox"/>	<input type="checkbox"/>	<input type="checkbox"/>	<input type="checkbox"/>
Cover requests	<input type="checkbox"/>	<input type="checkbox"/>	<input type="checkbox"/>	<input type="checkbox"/>

7. The Wonde team will then complete the process and confirm the connection is working successfully.

The permissions that would cover all applications that use Wonde for integration are as follows:

- Activities Basic Information
- Adult Contact Information
- Calendar Events
- Class Basic Information
- Clock In Out
- Group Basic Information
- Group Learner Information
- Period Registration Marks
- Pupil Basic Information
- Pupil Complex Information
- Pupil Emergency Information
- Pupil Medical Information
- Pupil Photograph
- Pupil Sibling Information
- Reference Data
- School Basic Information
- Session Registration Marks
- Staff Contact Information
- Staff Information
- Staff Photograph
- Tag details
- Timetable Details
- Timetable Information